




# IMPERIAL POST SYSTEMS COMPONENT SHEET

Imperial post systems feature a decorative post and brace combination with your choice of base and finial styles. They are designed for use with standard Post Office approved rural mailboxes.

## C SERIES

### POSTS



C1

C2

C3

2 3/8" Outside Diameter

### BASES



2

3

### FINIALS



1

2

3

4

5

6

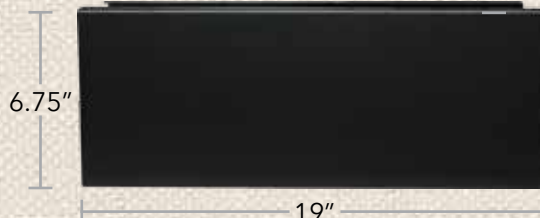
H



5

6

### NEWSPAPER HOLDER 7




6.75"

19"

## D SERIES

### POSTS



D1

D2

D3

3" Outside Diameter


### BASES



7

8

### FINIALS



7

8

9



9

USPS STD 7B Approved Mailboxes are required for all Residential Developments.

NEW!

Front View



7.75"

